

## **In Part III let's learn:**

**a\_e, e\_e, i\_e, o\_e, u\_e, ng, ce, ge, dge, igh, y (stressed), ir, ur, ph, wr, kn, oa, ow, ou, ie, ear, are, air, owe, ow, aw.**

The book is based on phonics method and aimed to introduce children to the main rules of reading and spelling.

It's suitable for children from the age of 5 to primary school students, but after learning general phonics rules (parts I and II are suggested). Preschoolers may omit writing exercises.

The book has a very clear structure: 2 pages introduce new digraph or trigraph sounds after which '**Let's repeat**' and '**Extra practice**' parts are placed.

At the end of the book you can find cards for extra practice.

Having great experience in teaching I should say that the book has great success with children as it abounds with brain-teasers, mazes, coloring exercises etc.

You will find short but thorough instructions at the bottom of each page.

**Enjoy reading with your students!**

Written by Maria Lisitsa, English teacher

Send your questions to: **[marialisitsa@gmail.com](mailto:marialisitsa@gmail.com)**


## The contents

Let's repeat! .....	5
<b>a_e</b> .....	7
<b>e_e</b> .....	8
Let's repeat! .....	9
<b>i_e</b> .....	10
<b>o_e</b> .....	11
Let's repeat! .....	12
Extra practice! .....	13
<b>u_e</b> .....	14
<b>ng</b> .....	15
Let's repeat! .....	16
Extra practice! .....	17
<b>ce</b> .....	18
<b>ge/dge</b> .....	19
Let's repeat! .....	20
Extra practice! .....	21
<b>igh/y</b> .....	22
<b>ir/ur</b> .....	23
Let's repeat! .....	24
Extra practice! .....	25
<b>ph</b> .....	26
<b>wr/kn</b> .....	27
Let's repeat! .....	28
Extra practice! .....	29
<b>oa</b> .....	30
<b>ow/ou</b> .....	31
Let's repeat! .....	32
Extra practice! .....	33
<b>ie/ear</b> .....	34
<b>are/air</b> .....	35
Let's repeat! .....	36
Extra practice! .....	37
<b>owe/ow</b> .....	38
<b>aw</b> .....	39
Let's repeat! .....	40
Extra practice! .....	41
Review of all sounds	

# Let's repeat!


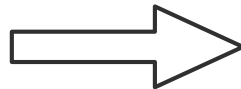
1)

ch                    \_ip  
sh                    \_isk  
th                    \_ick  
wh                    h\_  
ee                    tr\_\_n  
ea                    p\_\_ch  
ai                    b\_\_  
ay                    too\_\_



2)

A chick has a peach.



A bee is on a ship.

Three trains are green.



1. Follow the lines and complete the words. Read. Match them with the pictures.


2. Read and draw.

# Let's repeat!

1)

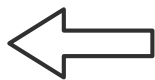


oo  
all  
oi  
oy  
ar  
or  
y

b\_\_  
sp\_\_n  
b\_\_  
c\_\_n  
pupp\_\_  
f\_\_k  
st\_\_



2)

A boy has a puppy.



Three forks and a spoon.

A puppy has a ball.



1. Follow the lines and complete the words. Read. Match them with the pictures.
2. Read and draw.