

## **In Part I let's learn:**

**a, b, c, d, e, f, g, h, i, j, k, ck, l, ll, m, n, o, p, qu, r, s, t, u, v, w, x, y (at the beginning), z.**

The book is based on phonics method and aimed to introduce children to the main sounds.

It's suitable for children from the age of 3 to primary school students, in other words, for every child willing to start reading. Preschoolers may omit writing exercises.

The book is divided into sections of 4 letters followed by 'Let's repeat part' and 'Extra practice part'.

The key feature of the book is that it has a lot of reading practice exercises combined with brainteasers such as mazes, coloring exercises etc. that may allow children to switch their attention from one type of activity to another and, therefore, stay focused.

You will find short but thorough instructions at the bottom of each page.

**Enjoy reading with your students!**

Written by Maria Lisitsa, English teacher

Send your questions to: **[mariialisitsa@gmail.com](mailto:mariialisitsa@gmail.com)**



## The contents

<b>A</b> .....	5
<b>B</b> .....	6
<b>C</b> .....	7
<b>D</b> .....	8
Let's repeat! .....	9
<b>E</b> .....	10
<b>F</b> .....	11
<b>G</b> .....	12
<b>H</b> .....	13
Let's repeat! .....	14
<b>I</b> .....	15
<b>J</b> .....	16
<b>K</b> .....	17
<b>L</b> .....	18
Let's repeat! .....	19
Extra practice! .....	20
<b>M</b> .....	21
<b>N</b> .....	22
<b>O</b> .....	23
<b>P</b> .....	24
Let's repeat! .....	25
Extra practice! .....	26
<b>Q</b> .....	27
<b>R</b> .....	28
<b>S</b> .....	29
<b>T</b> .....	30
Let's repeat! .....	31
Extra practice! .....	32
<b>U</b> .....	33
<b>V</b> .....	34
<b>W</b> .....	35
<b>X</b> .....	36
Let's repeat! .....	37
<b>Y</b> .....	38
<b>Z</b> .....	39
Let's repeat! .....	40
Extra practice! .....	41

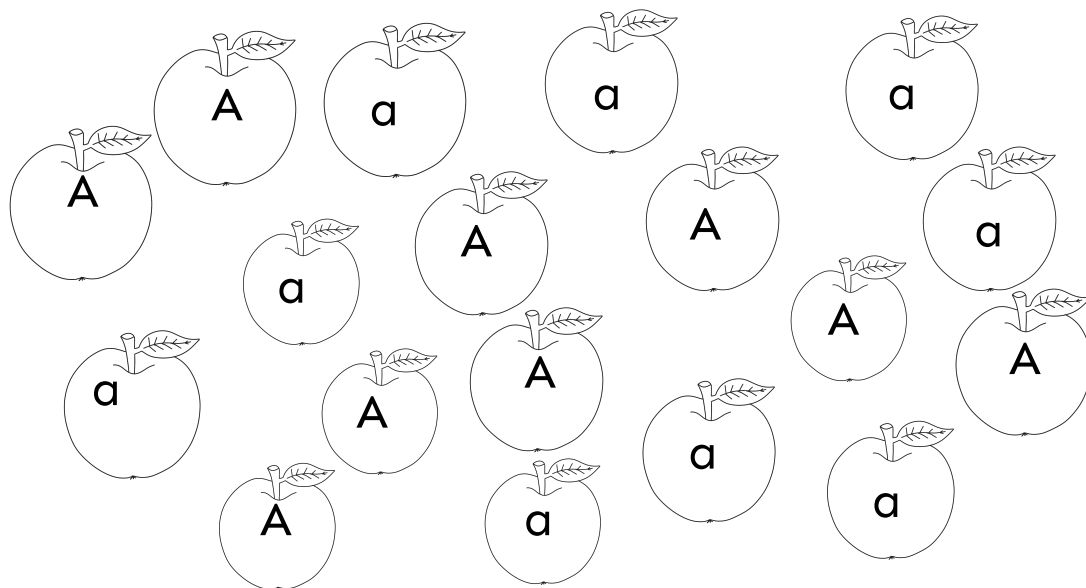
1)

**A**

**a**



2)



3)

**A a a a a**  
**a A a A a**

6)

**A a**



4)

**h i a o**



5)

**A s t g a**



1. Tap 'A' and pronounce the sound.  
Tick the pictures that start from 'A' and cross the other (apple, ball, angel).
2. Colour capital 'A' green and small 'a' red.
3. Read.
4. Circle small 'a'.
5. Circle capital 'A'.
6. Write.

1)

**B b**



2)



3)

**B b b b B**

**A a b b ab**

**ab ab Ab**

4)

**B b**



1. Tap 'B' and pronounce the sound.  
Tick the pictures that start from 'B' and cross the other (ball, book, apple).
2. Go through the maze.
3. Read.
4. Write.